



# Be a Solution to Water Pollution

## ACTIVITY BOOK



Have you ever walked next to a stream and seen trash floating in the water? Do you know how it gets there? Every time it rains, the water runs off the land and picks up pollutants such as dirt, oil, pet waste, litter, trash, pesticides and fertilizers. This polluted water flows into street drains and ditches that eventually drain to waterways. Never dump anything that you would not want to drink or swim in on the ground, in the street or down a storm drain. It will go into a river, lake or stream.




Tell your friends and family  
how they can...  
**“Be a Solution to  
Water Pollution”**


Can you find all of the things in the creek that do not belong?



**Waterdrops go through an amazing journey to get to streams and creeks.**





**Please help this raindrop to find his way home through the drain and into the nearest river.**



Using curb markers (decals) or stenciling storm drains is a way to get involved in your community. You can earn badges from service organizations or awards for participating in these events. Interested in finding a stenciling activity in your area? Contact your local government for more information.

Connect the dots and color in the letters to practice storm drain stenciling.



It is important to cleanup after your dog. Every time it rains, "poop" is collected by rainwater and dumped into a nearby storm drain or into a river, lake or stream. Carry a plastic or paper bag with you to pick-up after dogs and throw it in the trash.



# THE WATER CYCLE

Water is always being recycled through our environment. It moves through the air, vegetation and earth. This continuous movement is called the water cycle. It starts when water from lakes, ponds, or the ocean is warmed by the sun and **evaporates** into water vapor. This invisible vapor rises into the atmosphere where it cools and changes back into water droplets, or **condensation**. Water changes into little drops by "condensing" or "squeezing together" in the air, and we get clouds.


Another way that water vapor travels in the air is through **transpiration**. Transpiration is how plants lose water out of their leaves. When the sun shines on plants, tiny drops of water are released into the air.

As more water vapor cools into the clouds, the water droplets that form the clouds become larger and larger. When the droplets get big enough, they drop down to the ground as rain, or **precipitation**. Rain either soaks into the ground (**infiltration**) and becomes groundwater or it runs off the land and drains into rivers, lakes and streams(**runoff**).

As water falls to earth in various forms of precipitation, plants intercept or catch some of the water before it falls to the ground. This is called **interception**.

**Groundwater** is under the ground and in the soil. It is the water that plants and animals use to drink. Some water will seep through the ground and flow into a river, lake or stream and help keep them filled with water. The cycle repeats over and over again.

Label the steps of the water cycle on this drawing by filling in the blanks with the words below..


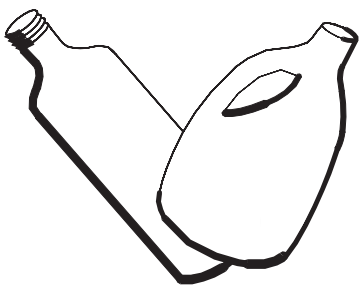


condensation  
transpiration

evaporation  
interception

infiltration  
precipitation

runoff  
groundwater



We can "Be a Solution to Water Pollution" by recycling cans, bottles, milk jugs, plastic bags and newspapers at home or in school.



Below is a list of scrambled words, which stands for items that can be recycled.



1. wspeprane \_\_\_\_\_



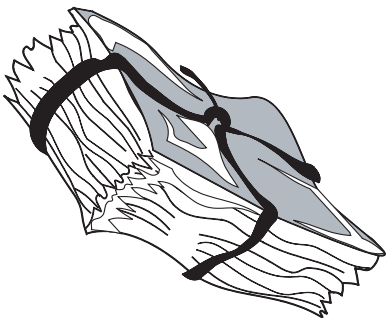

2. lsgas \_\_\_\_\_

3. ttlesob \_\_\_\_\_

4. slaptic \_\_\_\_\_

5. likm sugj \_\_\_\_\_


6. ulamnium acns \_\_\_\_\_






**Fish and other aquatic life rely on clean water. Plastic bags, oil, other chemicals and other pollutants cause harm to fish.**

**Find the fish and color them in.**



Working in the garden or on a lawn is a fun activity to do with grown-ups. When helping to clean a yard, remember not to dump anything down a storm drain or in the street. Can you find what is wrong with this picture?

Circle the mistakes that the people in this drawing are making.



- Answers:
1. fertilizer spilled on street
  2. spraying pesticides on or near paved services and it running into storm drain
  3. oil on the street and sidewalk that could wash into storm drain
  4. blowing leaves into the street or storm drain
  5. washing dirt into the storm drain

# CERTIFICATE OF COMPLETION

This certifies that

\_\_\_\_\_

(Write your name here)

has completed this activity book and earned a Clean Water Badge. Good job!


Signed: \_\_\_\_\_

Raindrop

Keep It Clean, Drains to Stream

Please Recycle

**Clean Water Campaign**  
**[cleanwatercampaign.com](http://cleanwatercampaign.com)**



**Good job! Ask your parent, teacher or troupe leader to help you cut out your badge.**

